

ABLE BODY CO.

ONE MAN SIDE LOADER

15° SLOPE

- Prevents trash from falling back into packing hopper
- Increases actual packing area
- Minimizes excessive wear on sloping floor
- Eliminates need for optional floor liner.

1/4" SLOPING FLOOR

- Constructed of 1/4" Hi-Ten Steel
- Also eliminates need for optional floor liner

OPTIONAL...

AUTO NEUTRAL CONTROL

- Shift Transmission into Neutral—Locks Brakes and engages Power Take Off and/or Front Pump Assembly



PENETRATES 10 INCHES

12" Deep one-piece constructed packer plate*

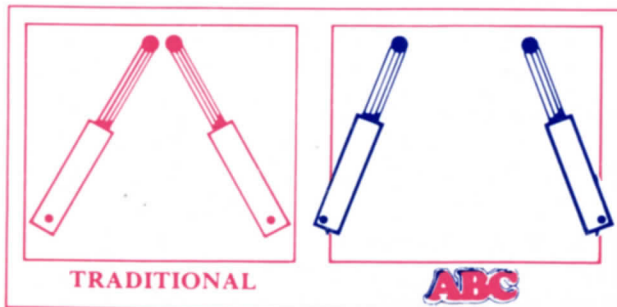
- Eliminates obsolete hinged two-piece packer plates requiring constant maintenance on hinges, rollers and guide shoes
- Able packer plate penetrates a full 10" into the body preventing trash fallback into hopper
- Total packer plate bearing surface of 43"
- Easily replaceable plow steel bearing plates eliminates packer floor replacement

*OPTIONAL—18" DEEP

TELESCOPIC HOIST CYLINDERS



- Virtually stops twisting of packer plate and unequal wear from curbside loading
- Cylinder heads mounted a full 14" apart
- Cylinder pins easily accessible from outside of hopper



OPTIONAL HYDRAULIC REAR DOOR

- Flat or Oval Style, Single Control, Fully Automatic—Positive Lock

CHOICE OF

- Split Packer and Body
- Unitized (Packer & Body one piece)

CHOICE OF CHASSIS

- Most chassis manufactured in the United States are suited to



CHOICE OF POWER TRAIN

- Hot Shift Power Take Off
- Front Pump Assembly
- Auxiliary Engine

OPTIONAL RIGHT HAND STAND DRIVE

- Easy entry
- Available weather partition

AND MORE . . .

- Rear door safety locks
- Lower overall height
- Lower loading height
- Easy access to operating components
- Engineered tough drop frame assembly

THAT'S 

**LIGHTWEIGHT
FRONT END LOADERS
MANUFACTURED BY**

ABLE BODY CO.

REAR DOOR — YOUR CHOICE

Split Barn doors includes double cam locks with the Safety Handles.



OR a One Piece Hydraulically Accuated Rear Door, single control, fully automatic, all locks are solid weld & never need adjusting. Optional—Rubber Seal.

BODY HOIST (Partial & Top packs)

Hoist cylinders are built with extra bearing surfaces for added stability and rigidity when Body is hoisted.

PARTIAL PACK BODY

The body sides and roof are made of 12 & 14 gauge Hi-Ten steel, the rear portion of body floor is 12 gauge Hi-Ten. Body posts are 2 X 2 square tubing. Body crossmembers are 4 X 2 rectangular tubing.

LIGHTWEIGHT:

With Durability, Increased Legal Payload, and Long Life.



PARTIAL PACK HOPPER

Hopper sides are one piece 10 gauge Hi-Ten steel with heavy duty 2 X 2 tubing posts. An extra large clean-out door is standard. Hopper floor is 10 gauge extra hard stainless steel and extends 120" into the body. Heavy duty 4 X 2 rectangular tubing crossmembers.

FRUGAL FEATURE

CONSISTS OF LESS FUEL, LESS MAINTENANCE, LESS NOISE AND 92" OF TRAVEL ON PACKER BLADE OUT AND BACK IN APPROXIMATELY 20 SECONDS, ALL AT 1300 RPM.

HOPPER COVER

A hydraulically operated horizontal hopper cover is available.



PACKER PLATE

Packer Plate is constructed of heavy duty tubing and 3/16" Hi-Ten Plate. The Packer Cylinders deliver 100,000 pounds of force and push the plate a full 92" into the body.

CAB PROTECTION

A Cab Safety Bar is installed on the front of the truck to protect it and the windshield from tilted containers.

MODELS AND CAPACITIES

We offer our Front Loaders in capacities from 30 to 45 cubic yards. We also build a full line of Full and Top Packers to fit your individual requirements.




LOADER ARMS

Standard Loading Arms have a lifting capacity of 8000#. Arms are mounted on the body to relieve the cross-shaft and bushings of any undo twisting and pressure.

HYDRAULIC POWER PACKAGES

An air shift PTO and direct mount Commercial Pump are standard. **Hot Shifts** and **Front Pump Assemblies** are available for Automatic Transmissions. Inside Controls are Cable accuated. An Automatic Arm Stop on the up cycle is another standard feature.



ABC - ROLL OFF UNIT

Manufactured to your specifications for
single or tandem axle truck chassis
with the following Standard Equipment.

Winch Operated with Tulsa model #24 and Ross Motor Model
MAV24-002

Rectangular Tubing Lift Assembly.

Outside Heavy Duty Rollers or Channel Slide Type.

6" Single Stage Double Acting Hoist Cylinders—72" Stroke, 4"
Tubular Rod. Blind end of cylinder mounted toward rear axle
and Rod end of cylinder mounted toward cab, as to reduce
force to lift loaded unit.

Adjustable Stops—to accommodate different container sizes.

Lift Assembly Tapered for Flat Positioning on ground at Full
Dump Angle.

Outside Controls.

With Front and Rear Duals, Lights, Reflectors, Unit painted one
color and mounted on customer's cab and chassis.

OPTIONS AVAILABLE:

Reeving style in lieu of winch operated.

Full Fenders

Tool/Tarp Box

Inside Cab Controls

Hydraulic Rear Stabilizer

Uncoupler Fitting for Compactor Boxes

Rear Roller Assemblies on Channel Slide Type

**OTHER OPTIONS AVAILABLE TO SUIT YOUR INDIVIDUAL
REQUIREMENTS.**

ABLE BODY CO.

PROUDLY PRESENTS ITS

C. R. C. V.



COMPLETE WITH:

Right Hand Stand Drive

Drop frame on truck for lower container loading heights and added capacity.

3 Dumping containers—direction of dump are customer choice.




OPTIONAL . . .

Sliding glass cab partition for foul weather protection.

PLUS various other options to suit *your* individual needs!

As the leading manufacturer of the curbside recycling collection vehicle, we are **NOT** limited to one design, but can offer variations you may require in your operation.



ABLE BODY CO.

P.O. Box 891
7969 Enterprise Drive
Newark, CA
(415) 796-5611

LET US SHOW YOU THE

ABC'S

OF PARTS AND REPAIR

NEED PARTS?

Check us first for cylinders on **all makes** of front loaders, rear loaders, side loaders and roll-offs.

Your single stage cylinders can be custom built for **any** make and model in just 15 days.

Most other parts are readily available.

EXPERT REPAIR SERVICE

Specialists in the repair & rebuilding of all makes of front & side loaders & roll-offs.

ABLE BODY CO.

7969 Enterprise Dr. Newark, Calif. 94560
415-796-5611

7403 Telegraph Rd. Montebello, Calif, 90640
213-685-3630