




TILT FRAME
AND
CONTAINERS



Carry the big profit loads



Better designed for easy one-man handling of any load.



Automatic container lock assures safe, secure transport.

Extra heavy-duty frame rails carry heaviest loads.

Cable loading constant tension. No danger of

Inside/outside controls for convenient operation are standard.

Lift cylinders feature generous overload capacity . . . anything you can pull on you can dump.

One piece, unitized construction means easy initial mounting or remounting on replacement chassis.

Extra heavy (steel) w

Profit in so many ways.

Refuse. Scrap. Flat bed cargo. Tanks. Skids. Coil racks.

One truck-mounted E-Z Pack Tilt Frame can take the place of several trucks, can open up whole new areas for profitable service contracts.

Its design and construction are meant to handle the heaviest loads. The heft of the lift cylinders will raise anything that can be pulled onto the frame. With an E-Z Pack Tilt Frame, there's never any doubt about dumping.

Cable loading assures safe, positive handling of containers.

Extra heavy-duty frame rails give support to all types of pull-on containers.

And E-Z Pack's oversize ground roller lets you ease the truck under the container as it's being pulled on, providing the best lifting advantage. There's no gouging of exposed frame ends into the cement or asphalt, either.

For hauling versatility. For one-man handling of the big loads, the big profit loads. Count on an E-Z Pack Tilt Frame and E-Z Pack's heavy-duty open and closed top tilt frame containers.

They're profit in so many ways.

ing/unloading keeps a
sion on the container.
of slippage.



heavy-duty fenders (1/4" and 1/8"
will withstand the hardest abuse.



One man handles the whole load/dump/unload sequence. He backs the tilted frame up to the container and attaches the winch cable.



With a continuous pull, the container is hauled onto the frame. Thanks to the frame end roller, the driver may back the truck to help the lift.




As the container rises onto the frame, the driver lowers the tilt angle to ease the winch load. An automatic container lock safely secures the container in place.




Hauling refuse

For compacted commercial or industrial refuse. An E-Z Pack Tilt Frame and containers will make quick, profitable work of refuse handling.



Hauling scrap

E-Z Pack's open top containers store reclaimable materials for quick tilt-frame transport. It's simple, efficient; and the savings in handling and rolling equipment costs mean maximum profits.



Hauling cargo

By adding a flat bed, tanks, coil racks...you easily turn the E-Z Pack Tilt Frame into a profitable cargo carrier. Its possible uses are endless!

With E-Z Pack, you've got the combination best for your operation.



THE FRAME

Depending on the applications, the containers and the loads, either the 30,000 or 50,000 lb. capacity tilt frame models are available. Both accommodate 16' to 22' containers.

CONTAINERS

There are wide selections of both E-Z Pack closed and open top containers.

For compacted refuse

In combination with an E-Z Pack Stationary Compaction system, closed top receiver containers cut refuse handling—and costs—to a fraction.


There's no double-handling of the refuse. No open storing. No open transporting. And with compacted refuse, the number of dump trips is reduced.

For handling noncompactable refuse. For storing and hauling scrap.

E-Z Pack open top containers can be spotted close to the clean up areas, then hauled away on the tilt frame when full. Just one tilt frame and a number of containers handle the hauling job that would normally require a fleet of expensive trucks.

Refuse. Scrap. Flat bed cargo. Tanks. Skids. Coil racks. With an E-Z Pack Tilt Frame, you'll handle them all . . . profitably.

For more information, contact:



The authority on refuse removal equipment and systems



E-Z PACK COMPANY
Division of Peabody Galion Corporation
Galion, Ohio 44833