


# E-Z Pack<sup>®</sup>

## REAR LOADERS




for municipal, industrial, commercial  
applications... private or public operations.

# E-Z Pack® rear loaders:

The strength is engineered all the way through to handle even your toughest applications.

When you go out on the job you want something that's going to see you through, something you can depend on. Well, when you go out on the job with E-Z Pack® rear loaders, that's exactly what you get. Dependability, efficiency, ease of operation . . . and economy. With E-Z Pack® rear loaders, you'll find just what you need for your operation. Public or private. The M-200 — for high volume municipal use. The C-250 — for commercial and residential service. And the HC-300 — for heavy industrial and commercial use. Inside, we give you more of the details on our full line of rear loaders . . . all from Peabody, a company you know, a company you can depend on, the company that makes more waste removal equipment than anyone else in the world. Read through this brochure . . . then let's get together. You'll like all the good things that happen . . . with all our strength behind you.



## **1** FAST CYCLING HOPPERS CAN TAKE EVEN THE BIG, BULKY ITEMS.

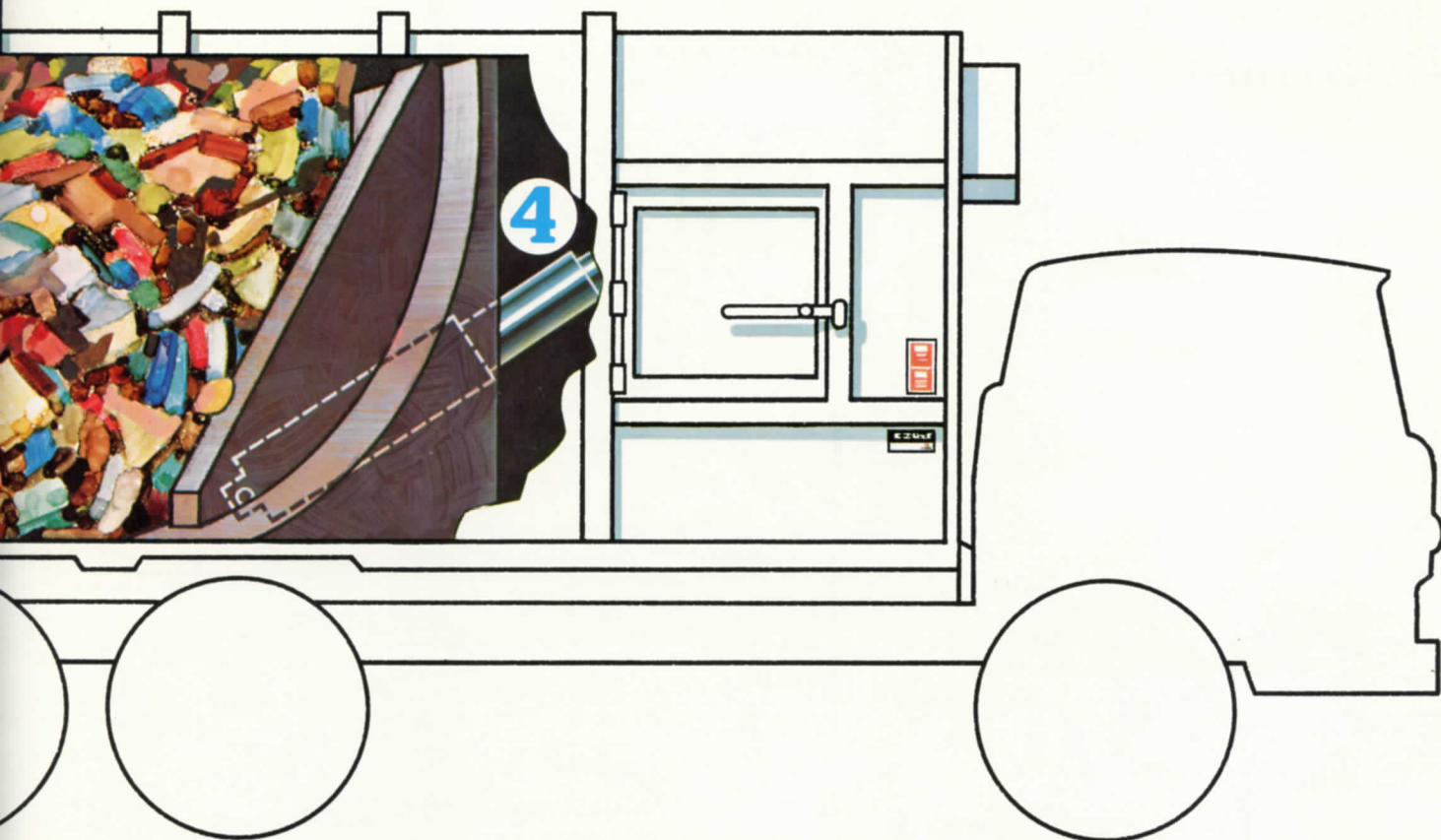
High volume hoppers collect lots of refuse, then move it inside quickly, quietly, cleanly . . . all ready for re-loading. The M-200 has a 2 cubic yard hopper, with a wide loading area so two men can work it at once. The C-250 has a 2½ cubic yard hopper. The HC-300 has a 3 cubic yard hopper and all models have a reload time of 12 seconds. ALL CAN BE EQUIPPED TO HANDLE CONTAINERS...even the big ones up to 10 cubic yards. In fact, with the E-Z Pack® system, you have a selection of cable-type; all hydraulic-independent dumping and an overhead winch attachment for largest size containers.

## **2** MANUALLY-OPERATED SAFETY SPLIT STOP CYCLE PROVIDES LOADING CREW PROTECTION.

Easy to operate controls are at the rear of all E-Z Pack® rear loaders, so the crew can keep an eye on what's going on. Controls are manually operated, too. They feature "safety stop" of packer panel travel before reaching pinch point and can also reverse at any point in the compaction cycle for maximum maneuverability and crew safety.

## **3** IMPROVED TRAJECTORY OF PANEL GIVES GREATER COMPACTION FOR GREATER PAYLOAD.

The packer plate panel is specifically designed and engineered for application with the E-Z Pack® rear loader system. As a result, you get maximum compaction ratios which further result in denser payloads . . . and fewer trips to the landfill, for a savings in fuel, time, labor, and money.



**4** TROUBLE-FREE  
EJECTION SYSTEM FOR  
EASY FLOW OF MATERIAL.

All E-Z Pack® rear loaders make a clean sweep of refuse when it's ready to be unloaded. Start with the high lifting tailgates, powered by super-efficient hydraulics. Then there's the curved ejector panel, powered by a telescopic cylinder that pushes refuse out beyond the body for fast, clean ejection. Another example of the E-Z Pack® way of engineering simplicity into design.



# HC-300


COMMERCIAL  
INDUSTRIAL



## **The E-Z Pack<sup>®</sup> high compaction rear loader:**

**at your biggest pickups —  
packs refuse tighter, reduces trips to  
the landfill, conserves gas...saves dollars.**

Because you get greater packability with this E-Z Pack<sup>®</sup> high compaction rear loader . . . you make fewer trips to the landfill. And that means a savings in fuel costs, labor costs, time costs, dump costs, and chassis operational costs. Big and brawny, with a 3 cubic yard hopper . . . plus a high capacity winch that can handle the largest containers with ease. Simple to operate. Clean, efficient ejection system. Many safety features engineered in. The E-Z Pack<sup>®</sup> high compaction rear loader offers a new standard in excellence. Prove this fact for yourself by comparing it with any rear loader on the market. Available in 25 cubic yard capacity.

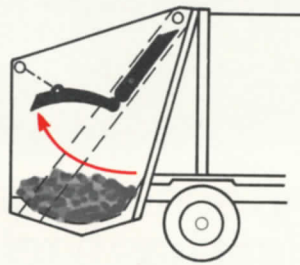


### PACKING CYCLE


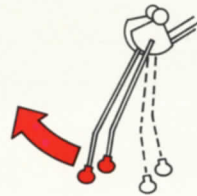
For semi-automatic cycle: Pull both levers toward the rear of the unit. Levers when pulled fully back will remain in a cocked position and do not need to be held. The packing panel will automatically move through the first two stages of the cycle, and stop automatically at the starting point of the third stage. Levers will return to neutral position automatically.

After the first half of the cycle has been completed, push both levers toward the front of the unit, packer panel will move automatically through the second half of the cycle and stop automatically at starting point of the first stage.

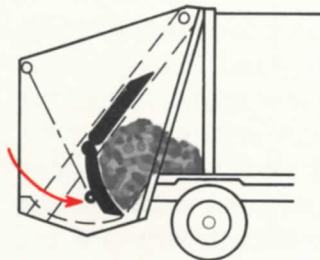
**For crew safety, packing panel can be stopped at any point by manually returning levers to neutral position.**



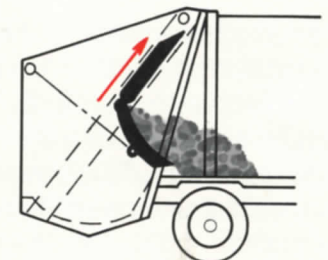
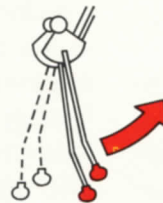
STAGE 1



STAGE 2



STAGE 3



STAGE 4

# M-200 MUNICIPAL



This E-Z Pack® high volume unit has a reload time of 12 seconds...for faster route coverage.

When you're looking for the way to handle high volume residential routes, look to the E-Z Pack® M-200 rear loader. This is unquestionably the way. The low-sill, unobstructed 2 cubic yard hopper is one reason. It has a wide loading

area so 2 men can dump refuse at the same time. The one-piece packing panel then sweeps the hopper clean...so crew can reload in just 12 seconds. You can also equip this unit to handle one and two yard containers. The E-Z

Pack® M-200 rear loader. With safety controls, high lifting tailgate, clean ejection. With dependability and a low maintenance factor built-in. With 3 models to cover your needs: 16/17 cubic yard, 20 cubic yard, and 25 cubic yard capacities.

# C-250

COMMERCIAL  
RESIDENTIAL



This E-Z Pack® low maintenance unit offers fast volume refuse handling at high volume generation pickups and can handle containers to 10 cubic yards.

Contractors, especially, appreciate the values of the E-Z Pack® C-250 rear loader... because it can be used in so many different applications. For long residential routes, big commercial and industrial routes... wherever high vol-

ume and dense compaction pay off. Easily takes 1 and 2 cubic yard containers... the big ones, too, up to 10 cubic yards. Fast cycling through the big 2½ cubic yard hopper. Packer panel passover design prevents jamming. Shielded

to prevent refuse fallback into hopper. The E-Z Pack® C-250 rear loader. With the compaction force to pay off in economies. For your operation in 2 different models: 20 and 25 cubic yard capacities.

SPECIAL NOTE: Chassis on all E-Z Pack® rear loaders equipped with diesel engine require full variable speed governor.



Put our strength behind you.

  
**Peabody** Solid Wastes  
Management

a division of Peabody Galion Corporation, Galion, Ohio 44833  
The Proven Authority on Solid Wastes Handling Equipment and Systems

For information on our factory authorized leasing programs, telephone 800/547-4905 toll free.  
Peabody Solid Wastes Management under its product improvement program reserves the right to furnish current production models of equipment shown in this brochure irrespective of design/construction and/or specifications detailed herein.