




Models

FL 45-20
FL 45-25
FL 45-30
FRONT LOADER




Sanitary . . . Efficient . . . Economical

E-Z Pack Front Loader for municipal, commercial or industrial use cuts costs on containerized refuse removal. One man operation . . . clean, efficient handling. E-Z Pack FL models haul all types of refuse in one load . . . no material separation necessary. The famous E-Z Pack body—rugged Hi-Tensile steel construction . . . one-piece, water-tight gate— means less maintenance and down time.




Lift Forks

Lift forks tilt up and ride on chassis bumper hooks . . . base serves as bumper. Weight of container arms is carried on bumper—not on hydraulic system.



Containers Stay Level

One through eight yard containers are picked up and stay level throughout cycle automatically—without driver control. Container does not have to be in sight . . . no premature dumping.



Hi-Tensile Steel Body

Heavy-duty body is watertight . . . constructed of Hi-Tensile steel. Rear door is heavily reinforced—will not deflect during packing cycles. Single lever releases six tailgate latches.

© 1968 Hercules Galion Products, Inc.

E-Z PACK COMPANY • Division of HERCULES GALION PRODUCTS, INC., Galion, Ohio, U.S.A.





Models **FL 45-20** **FL 45-25** **FL 45-30** **FRONT LOADER**

STANDARD EQUIPMENT

Hydraulic System

- Multi-stage, double-acting telescopic packing and ejecting cylinder.
- Three-spool, double-acting valve.
- Continuous-duty roller bearing pump.
- Two 6½ in. container lifting cylinders.
- Two 4½ in. container dumping cylinders.
- Oil reservoir, 51 gallon.

Drive Mechanism

- Standard transmission power take-off.
- Heavy-duty universal joints, 1¼ in. drive shaft.

Controls

- Hydraulic tailgate opener.
- Cab-mounted controls.
- Automatic Fork Limit!
- Packer safety limit control.

Body

- FLOOR: Models FL45-20 & FL45-25, 8 ga. loading area, remainder 10 ga. Hi-Ten. Model FL45-30 8 ga. full length. SIDE SHEETS: 12 ga. Hi-Ten; GATE: 10 ga. Hi-Ten; Bracing: 10 ga. Hi-Ten; Tapered Longitudinals; Hopper Cover: 10 ga.

Lights

- I.C.C. lights and reflectors.

Paint

- White enamel.

OPTIONAL EQUIPMENT

Controls

- Outside levers with automatic throttle control.

Wash-Out System

- 70-80 gal. pressure tank.

Hopper Cover

- Automatic; closes when lift arms descend.

Cabscope

Street-side Side Loading Door

Auxiliary Engine

Specifications subject to change without notice

E-Z PACK COMPANY
Division of
HERCULES GALION PRODUCTS, INC.,
Galion, Ohio, U.S.A.

Authorized Distributor

ClassicRefuseTrucks.com Library

Model FL 45-20

Body Length: 181 in. inside; 197 in. overall (including oil tank); 293 in. overall (including lift arms).

Body Width: 80¼ in. inside; 96 in. overall outside.

Body Height: 76 in. inside; unit overall height 103½" above frame.

Side Loading Door: 30 in. x 30 in. (curbside).

Hopper: 80¼ in. width x 88 in. length x 13¾ in. height.

Lift Arms: 4500 lbs. capacity.

Hoisting Clearance: 216 in. overhead.

Lift Arm Cylinders: (2) 6½ in. I.D.

Dump Cylinders: (2) 4½ in. I.D.

Packing/Ejecting Cylinder: (1) 8½ in. I.D., 4-stage, 113 in. stroke; 65,200 lbs. total.

Relief Pressure: 1150 p.s.i.

Total Weight: 13,750 lbs. approx., (including lifting mechanism, hopper door and washout tank).

Chassis Requirements

Cab-to-Axle: 108 to 120 in.

(108" recommended)

GVW Min. 31,000 lbs.

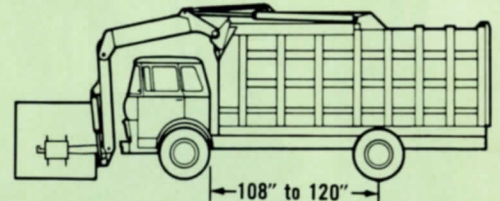
Tilt Cab—max. height 64½ in.

Front Axle: Min. 11,000 lbs.

Heavy-duty front spring build up

Rear Axle: Min. 20,000 lbs.

Power steering recommended



Model FL 45-25

SPECIFICATIONS

Body Length: 216 in. inside; 232 in. overall (including oil tank); 328 in. overall (including lift arms).

Body Width: 80¼ in. inside; 96 in. overall outside.

Body Height: 76 in. inside; unit overall height 103½" above frame.

Side Loading Door: 30 in. x 30 in. (curbside).

Hopper: 80¼ in. width x 88 in. length x 13¾ in. height.

Lift Arms: 4500 lbs. capacity.

Hoisting Clearance: 216 in. overhead.

Lift Arm Cylinders: (2) 6½ in. I.D.

Dump Cylinders: (2) 4½ in. I.D.

Packing/Ejecting Cylinder: (1) 8½ in. I.D., 5-stage, 156 in. stroke; 65,200 lbs. total.

Relief Pressure: 1150 p.s.i.

Total Weight: 14,560 lbs. approx., (including lifting mechanism, hopper door and washout tank).

Chassis Requirements

Cab-to-Axle: 126 in. (Approximate)

Cab-to-Trunnion 126 in.

GVW Min. 34,000 lbs. Single Axle

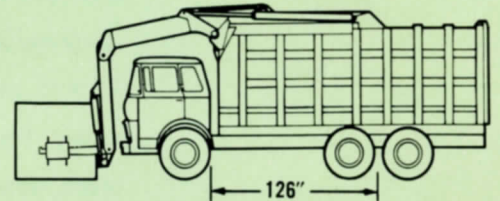
GVW Min. 43,000 lbs. Tandem Axle

Tilt Cab—max. height 64½ in.

Front Axle: Min. 11,000 lbs.

Heavy-duty front spring build up

Power steering recommended



Model FL 45-30

SPECIFICATIONS

Body Length: 262 in. inside; 278 in. overall (including oil tank); 374 in. overall (including lift arms).

Body Width: 80¼ in. inside; 96 in. overall outside.

Body Height: 76 in. inside; unit overall height 103½" above frame.

Side Loading Door: 30 in. x 30 in. (curbside).

Hopper: 80¼ in. width x 88 in. length x 13¾ in. height.

Lift Arms: 4500 lbs. capacity.

Hoisting Clearance: 216 in. overhead.

Lift Arm Cylinders: (2) 6½ in. I.D.

Dump Cylinders: (2) 4½ in. I.D.

Packing/Ejecting Cylinder: (1) 9½ in. I.D., 6-stage, 199 in. stroke; 81,535 lbs. total.

Relief Pressure: 1150 p.s.i.

Total Weight: 15,620 lbs. approx., (including lifting mechanism, hopper door and washout tank).

Chassis Requirements

Cab-to-trunnion: 150 in. (Approximate)

GVW Min. 45,000 lbs.

Tilt Cab—max. height 64½ in.

Front Axle: Min. 11,000 lbs.

Heavy-duty front spring build up

Power Steering recommended

