

E-Z Pack® FLHC


High Compaction Front Loaders 7500 lb./6000 lb. Lifting Capacities



For Commercial, Industrial, Institutional and Residential Use

Designed for today's high volume routes—where economy and productivity count and quality is a must! The E-Z Pack High Compaction Front Loader is engineered for high performance, operator safety and minimum maintenance—and incorporates these outstanding features:

- 30% greater compaction increases payload, saves fuel, cuts costs.
- 4-stage cylinder adds to packing and ejection power...new cylinder mount provides better angle for compaction...packer panel is angled for greater compaction force.
- 5 cu. yd. bubble tailgate provides upward rolling action of refuse, aids overall compaction, adds to every payload.
- 4 rows of retainer teeth hold refuse securely in place for minimum spillout...smooth clean ejection.
- 7500/6000 lb. lift capacities...level lift to eliminate spillage...lift arm capacities handle up to 8 yd. containers.



Put our strength behind you.


Peabody Solid Wastes
Management
Galion, Ohio 44833

E-Z Pack® FLHC

High Compaction Front Loaders 7500 lb./6000 lb. Lifting Capacities

STANDARD EQUIPMENT

Hydraulic System

- Multi-stage, double-acting telescopic packing and ejecting cylinder
- Three-spool, double-acting valve
- Continuous-duty roller bearing pump
- Two double-acting container lifting cylinders
- Two 4½ in. container dumping cylinders
- Oil reservoir, 51 gallon

Controls

- Hydraulic tailgate opener
- Cab-mounted controls
- Automatic fork limit
- Packer safety limit control

Drive Mechanism

- Standard transmission power take-off
- Heavy-duty universal joints, 1¼ in. drive shaft

Body

- Curbside side loading door
- Floor: ¾" Underhopper—10 ga. Balance: Side Sheets: 12 ga. Hi-Ten; Gate: 10 ga. Hi-Ten; Bracing: 10 ga. Hi-Ten; Tapered Longitudinals; Hopper Cover: 10 ga.

Lights—I.C.C./D.O.T. lights and reflectors

Paint—White enamel

OPTIONAL EQUIPMENT

Controls

- Outside levers with automatic throttle control

Wash-out System

- 80 gal. washout tank

Hopper Cover

- Automatic; closes when lift arms descend

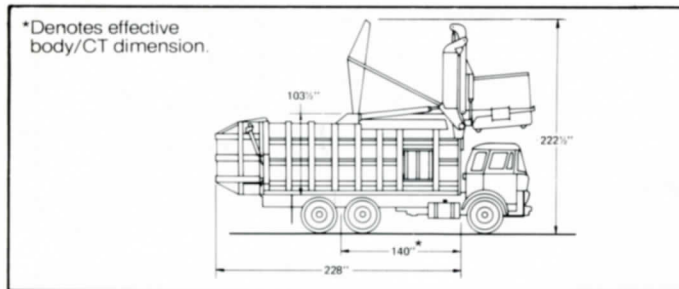
Cabscope

Street-side Side Loading Door

Auxiliary Engine

Full Length 1/4 in. Floor

Special Note: Chassis equipped with diesel engine requires full variable speed governor.



Model FLHC 60-25...75-25 SPECIFICATIONS

Body Length: 181 in. inside; 233 in. overall (including oil tank); 333 in. overall (including lift arms)

Body Width: 80¼ in. inside; 95½ in. overall outside

Body Height: 76 in. inside; unit overall height 103½ in. above frame

Side Loading Door: 30 in. x 30 in. (curbside)

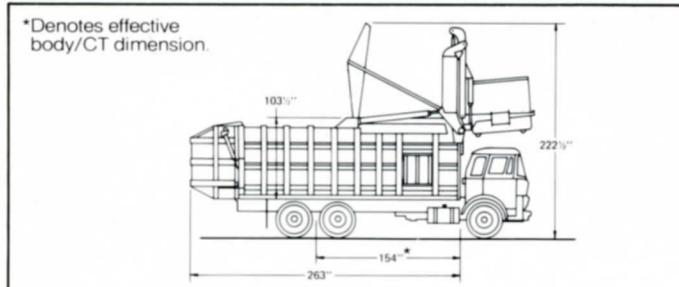
Hopper: 80¼ in. width x 88 in. length x 13¼ in. height

Lift Arms: Model 60-25...6000 lbs. capacity
Model 75-25...7500 lbs. capacity.

Hoisting Clearance: 222½ in. overhead approx.

Total Weight:

Model 60-25...16,600 lbs. approx. (including lifting mechanism hopper door)
Model 75-25...16,700 lbs. approx. (including lifting mechanism hopper door)



Model FLHC 60-30...75-30 SPECIFICATIONS

Body Length: 216 in. inside; 268 in. overall (including oil tank); 368 in. overall (including lift arms)

Body Width: 80¼ in. inside; 95½ in. overall outside

Body Height: 76 in. inside; unit overall height 103½ in. above frame

Side Loading Door: 30 in. x 30 in. (curbside)

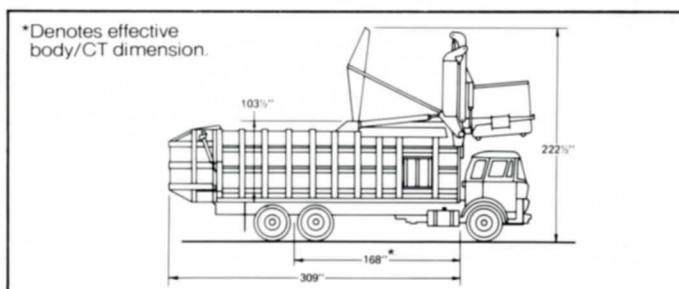
Hopper: 80¼ in. width x 88 in. length x 13¼ in. height

Lift Arms: Model 60-30...6000 lbs. capacity
Model 75-30...7500 lbs. capacity

Hoisting Clearance: 222½ in. overhead approx.

Total Weight:

Model 60-30...17,480 lbs. approx. (including lifting mechanism hopper door)
Model 75-30...17,580 lbs. approx. (including lifting mechanism hopper door)



Model FLHC 60-35...75-35 SPECIFICATIONS

Body Length: 262 in. inside; 314 in. overall (including oil tank); 414 in. overall (including lift arms)

Body Width: 80¼ in. inside; 95½ in. overall outside

Body Height: 76 in. inside; unit overall height 103½ in. above frame

Side Loading Door: 30 in. x 30 in. (curbside)

Hopper: 80¼ in. width x 88 in. length x 13¼ in. height

Lift Arms: Model 60-35...6000 lbs. capacity
Model 75-35...7500 lbs. capacity

Hoisting Clearance: 222½ in. overhead approx.

Total Weight:

Model 60-35...18,920 lbs. approx. (including lifting mechanism hopper door)
Model 75-35...19,020 lbs. approx. (including lifting mechanism hopper door)

Put our strength behind you.

DISTRIBUTED BY:



Galion, Ohio 44833

The Proven Authority on Solid Wastes Handling Equipment and Systems

Makers of Equipment and Systems with the E-Z Pack Trademark

For information on our factory authorized leasing programs, telephone 800/547-4905 toll free.