

Colectomatic®

MARK III

REFUSE COLLECTION UNIT



THE HEIL CO.

MILWAUKEE 1, WISCONSIN

The ultimate refinement of Colectomatic time-tested design—fast cycling, highest compaction, ejection unloading. The most imitated unit on the market.

this is the Colectomatic®

13, 16, 20 and 25 cu yd capacities

BEST FOR THE ROUTE...

The Mark III loads more refuse each trip — and high-pressure, exclusive "Duo-Press" compaction can be used to put a powerful, two-way squeeze on each hopperful as it enters the body, automatically compressing each load between the packer plate and the ejection panel until the body is full.

No operator manipulation of ejector controls required.

EJECTION CONTROLS are placed conveniently at left front of body. Operator can eject entire load swiftly, safely, completely — return to collection route minutes faster than ordinary dumping methods permit.

BEST AT THE DISPOSAL POINT...

Raise the tailgate, flip the controls, and the Mark III's ejection plate bulldozes the entire load out of the body in one smooth stroke. Raised-body dumping is eliminated so there's no tendency for front wheels to leave the ground. Tailgate stays high, clear of refuse. Discharging at incinerators, clearance is no problem because the body stays down, out of the way of ceiling and doors.

BEST IN THE SHOP...

Maintenance of the Mark III couldn't be easier. Solenoid-controlled, pilot-operated hydraulic valves automatically coordinate each phase of the working cycle, keep the unit in perfect adjustment at all times. Lubrication and inspection of all components is simplified for speedy routine maintenance procedures.

OPTIONAL FEATURES at extra cost:

- Separate gas engine drive
- Replaceable and reversible cutting edge on packer plate
- T-1 steel hopper floor
- Street side loading door
- Left hand signal buzzer
- Dual tailgate controls (both sides)
- Loading dock control station



**HEIL
CONTAINER
DUMPER
SYSTEMS**

**STANDARD HYDR
cycle — with eng**



MARK III

LOW CLEARANCE HEIGHT eliminates trouble with low entryways at incinerator or garage. Even on 20-cu-yd models, average height of body above truck frame is less than 7 ft — low enough to clear overhead structures and tree limbs likely to be encountered on typical municipal collection routes.

CLEARANCE LIGHTS AND REFLECTORS are furnished as standard equipment, fully meet latest I.C.C. standards.

LOW, WIDE HOPPER SILL provides for easy loading. Standard height is 5 in. below top of truck frame, may be mounted higher for special conditions. Huge opening easily accepts bulky refuse — including big drums or discarded furniture.


SAFE PACKING OPERATION protects crews. Exclusive packing action raises hopper above loading level before packer plate moves down. Careless operators can't get caught between packer plate and hopper.



HYDRAULIC ARM SYSTEM
...ine idling, for greater

PUSHBUTTON CONTROL

The entire packing cycle of the Mark III is pushbutton-controlled to control valves in the hydraulic system. Packing operation may be stopped instantly with the safety stop-button, or reversed during any part of the cycle. Pushbuttons give operators complete control of packing cycle. Safe, simple pushbutton operation speeds collection, reduces operator fatigue, eliminates expensive downtime for maintenance and adjustment.



MARK III



TAILGATE AND PACKING MECHANISM are raised to expose big, wide opening during ejection cycle, can't interfere with discharge.

WATERPROOF SEAL prevents liquids from leaking out of the load. Side and bottom closure of the tailgate is sealed, liquid can't drip out or into hopper.


POSITIVE EJECTION of tightly packed load sweeps entire body clean in seconds. With tailgate raised, powerful ejection plate bulldozes load of refuse out rear of body.

STABILITY AND BALANCE assured under all conditions. Non-dumping design permits ideal distribution of weight, so front wheels stay firmly on ground.

AULIC ARM SYSTEM works independently of packing and idling, for greater economy and better control.

HEIL CONTAINERS available in standard one, two, or three cubic yard capacities.

Also available is a cable-type container dumper for handling larger containers to fit various types of operating conditions.



**FAST, SAFE
LOADING
CYCLE
SPEEDS
COLLECTION**

1



When hopper is full, operator pushes button to start loading cycle. Packer plate automatically moves back and upward as hopper rises. Safety door (optional) covers load opening.

2



Packer plate meets hopper at top position, starts to bulldoze refuse forward into body with rolling action that wipes hopper clean.

3



When packer plate reaches forward position in packing cycle, hopper returns to loading position. Safety door automatically moves up.

4



Hopper in loading position, the MARK III is ready for another load. Packer plate remains in forward position, holding refuse securely in body. Entire cycle is complete in 12 seconds!

**REVOLUTIONARY
"Duo-Press"
COMPACTION
OFFERS
BIGGER LOADS**

1



At start of collection route, ejection plate can be positioned at rear of body. Packer plate then forces first loads against ejection plate.

2




Compaction continues with each loading cycle, squeezing material between packer plate and ejection plate, until hydraulic relief valve allows ejection plate to move forward in body. No operator attention required.

3



With body completely full, entire load is uniformly compacted between packer and ejection plates. "Duo-Press" compaction from first to final loads assures full capacity each trip.

4



At disposal point, operator simply raises tailgate, flips ejection control—and ejection plate pushes tightly compacted load out of body, in one powerful, smooth stroke.

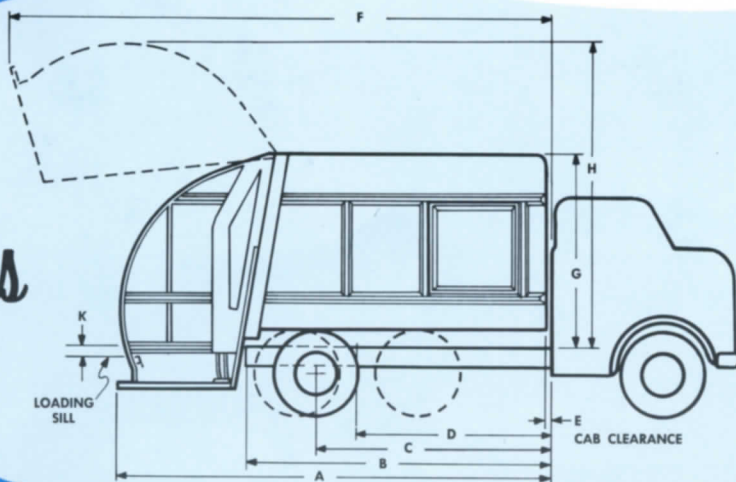
Colectomatic[®]

MARK III

specifications

BODY	Interior.....	smooth floor and sides, no obstructions
	Side loading door.....	35 in. x 36 in.; curb side standard, street side optional
	Maximum outside width.....	95¾ in.
UNLOADING MECHANISM	Ejection panel.....	vertically mounted; ejects load without raising body; double-acting hydraulic cylinder actuates panel
TAILGATE AND HOPPER	Hopper capacity.....	1½ cu. yd.
	Loading height.....	5 in. below top of frame
	Cycle time.....	12 seconds (normal)
	Load opening height.....	54 in.
	Load opening width.....	80 in.
CONTROLS	Packing cycle.....	pushbutton electronic control of hydraulic valves for packing mechanism; pushbutton signal buzzer
	Location	
	Packer controls.....	at rear, curbside
	Buzzer control.....	on panel with packer control
	Ejection control.....	left front of body; includes remote throttle control; optional location inside cab
	PTO control.....	inside cab
LIGHTS REFLECTORS		standard I.C.C., 12-volt standard I.C.C.
	Safety door.....	automatic operation during packing cycle; mechanically actuated
OPTIONAL FEATURES	Container mechanisms.....	twin arm, hydraulic cylinder type for 1-3 cu. yd. containers. elevating cable type for 1-10 cu. yd. containers.
	Refuse containers.....	1-3 cu. yd. standard closed containers on casters. Larger container sizes, design and price on request.

dimensions



	13 cu.yd.	16 cu.yd.	20 cu.yd.	25 cu.yd.
A—Length, cab to rear tailgate closed.....	172¼ in.	189¼ in.	219¼ in.	241¼ in.
B—Length, cab to end of body floor.....	115¼ in.	132¼ in.	162¼ in.	184¼ in.
C—Cab-to-axle, single axle truck.....	84 in.	102 in.	120 to 132 in.	—
D—Cab-to-axle, tandem axle truck.....	—	84 in.	120 in.	138 in.
E—Cab clearance.....	2 in.	2 in.	2 in.	2 in.
F—Length, cab to rear, tailgate raised.....	217½ in.	234½ in.	264½ in.	294½ in.
G—Body height above truck frame.....	83 in.	83 in.	83 in.	90 in.
H—Body height, tailgate raised.....	131 in.	131 in.	131 in.	138 in.
K—Truck frame to loading sill.....	5 in.	5 in.	5 in.	5 in.
Body width.....	95¾ in.	95¾ in.	95¾ in.	95¾ in.
Approximate weight.....	8,800 lb.	9,200 lb.	9,700 lb.	10,500 lb.

The company reserves the right under its product improvement policy to change construction or design details and furnish equipment when so altered without reference to illustrations or specifications used herein.

THE HEIL CO.

FACTORIES: MILWAUKEE, WIS. • LANCASTER, PA. • WOODBRIDGE, N. J. • CLEVELAND, OHIO • MODESTO, CALIF.

Sales Offices: Woodbridge, N. J.; Atlanta, Ga.; Cleveland, Ohio; Chicago, Ill.; Milwaukee, Wis.; Kansas City, Mo.; Denver, Colo.; Dallas, Texas; Los Angeles, Calif.; Seattle, Wash.; and Toronto, Ontario. Distributors in all principal cities.

Cable Address "HEILCO"

TRUCKWELD EQUIPMENT CO.
739-9th NORTH SEATTLE, WASH. 98109
PHONE AT 4-1172