

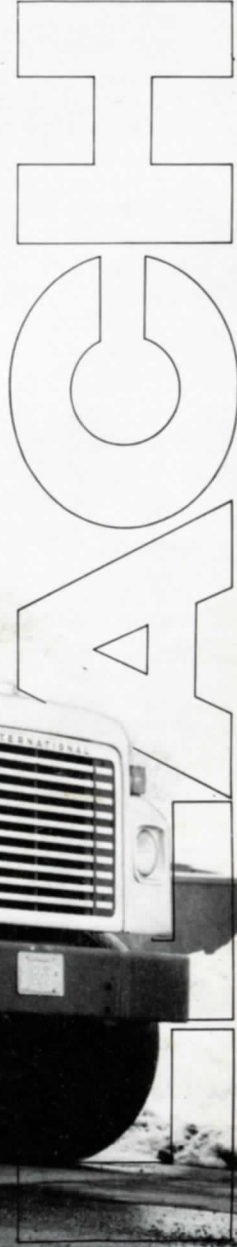


Leach[®] ONE MAN Side Loader

DRAMATICALLY NEW / DRAMATICALLY CONVENIENT / DRAMATICALLY EFFICIENT



...answers the need for more efficient refuse collection systems

New Leach One Man Side Loader...dramatic

Leach Side Loader. An exciting new concept in true one-man residential route collection.

Built for performance. Built for convenience. Built for efficiency. Built for value... and no need to cut truck frame.

Leach Side Loader is a new, but proven, concept in residential refuse collection equipment. This dramatically different side loader:

1. Answers needs for more efficient refuse collection on residential routes.
2. Takes virtually all types of refuse thrown into hopper.
3. Builds loads of great consistency and high compaction.

It's what the market wants... in every respect.

Leach devoted more than four years of intensive research and development in learning precisely what the market wanted in side loader collection units, then produced the Leach One Man Side Loader to fill those needs.

You want strength!

The Leach Side Loader is strong. Unique Leach hopper design permits use of a standard truck chassis. No need to alter, cut and re-weld a frame to accommodate the side loader body. Strength inherent in the original frame is retained.

- 1 Curb side cab compartment with folding door has a convenient step-in-and-out height.
- 2 Hopper opening, only about 34" high, allows easy loading of refuse by operator.
- 3 Leach Side Loader takes virtually any type of refuse that will go inside hopper. With automatically-activated spill shield, spillout and flying material are reduced to barest minimums during loading.

Sides, front and rear of the strong, 20-cubic yard body are reinforced with welded box sections and solid steel bars to easily contain the maximum density payloads possible with recognized Leach compaction capabilities.

You want performance!

The Leach Side Loader performs at the highest levels. Leach has virtually eliminated jamming problems associated with some side loaders. The exclusive Leach designed hopper mechanism clears material out of the hopper chamber each time it is activated with just a single lever. No pre-compaction panels required! There is no hopper shear point.

The Leach Side Loader has a dual-purpose cab. On the left are traditional truck controls for driving in transit. A second set of operator driving controls are on the curb side. The seat is eliminated from this side and the floor is at a step-in-and-out height of only 16". Operator stands and drives while moving along a residential route. Folding doors permit easy exit. Operator merely steps out and throws refuse into the adjacent hopper with low loading height of only 34". Wasted motion is at a minimum.

You want simplicity!

The Leach Side Loader has it. Designed for practicality, power is generated from engine of truck chassis; no auxiliary engine is required. One lever controls the entire loading and compacting cycle. One control unlocks, opens, closes and locks rugged tailgate. And, only one control activates the pushout plate as load is dumped. It is not necessary to raise the body, creating unusual racking or strain that can come from unstable land fill conditions. With Leach design, maintenance is easy. **Nobody does it better than Leach.**



tic "most wanted" breakthrough in efficient, c



**You get what you
Quality, Perform**

- 1 20-cubic yard capacity body
- 2 Single control for tailgate operation
- 3 Body reinforcement — welded box section, solid steel bars
- 4 Single stage, one-stroke pushout cylinder
- 5 One-cubic yard hopper, cleared every cycle
- 6 Single lever control for hopper operation, virtually jam-proof

economical residential refuse collection!

Compare for yourself; only with the Leach Side Loader can you say, "YES!"

Designed with the features you wanted most. Compare for yourself. Consider these 20 important points and compare Leach with any side loader.


	Leach Side Loader	Other Side Loaders		Leach Side Loader	Other Side Loaders
1 One-man operation	YES		12 Protective spill shield	YES	
2 Low loading height	YES		13 No hopper shear point	YES	
3 Un-cut frame, standard chassis	YES		14 Pre-compaction panel eliminated	YES	
4 Side loading hopper	YES		15 Choking eliminated; virtually jam-free	YES	
5 500-700 lb. cu. yd. compaction*	YES		16 Additional compaction from pushout plate	YES	
6 Pushout unloading	YES		17 Single stage push-out cylinder	YES	
7 Single engine	YES		18 Automatic tailgate latch/unlatch	YES	
8 Single axle chassis	YES		19 Low, easy accessible maintenance	YES	
9 Standup, walk-out cab	YES		20 Simple controls	YES	
10 Main components, all hydraulic operated	YES				
11 Cleared hopper each cycle	YES				

*Loads will vary by type of refuse, weather conditions, etc.


Greater compaction for greater payloads

Productive payloads are assured with the new Leach One Man Side Loader, because the unit is engineered and designed for the job in the finest of Leach tradition. Easy loading and maximum load density permit more time collecting refuse and less time traveling to and from the dumping site.


Here's how it works:




When hopper control is activated, sweep plate swings forward, opening passage between hopper and body. The rest of the loading sequence is automatic.



A hopper panel sweeps hopper floor, moving refuse into the body, emptying hopper completely. Simultaneously, the spill shield closes over part of the hopper opening, reducing blowing and spillage.




Sweep plate moving rearward, sweeps refuse into the body. Compacting starts here, building bigger and bigger payloads.



Hopper panel and spill shield then return to "at rest" positions to accept the next hopper load. Reloading hopper can be started before the packing cycle is completed for even faster collection.

Operator can stop or reverse the process at any point merely by moving control lever. For additional compaction, operator occasionally activates the pushout control. Pushout plate moves rearward, building a more compacted load each time.



10

You expect from Leach... Performance, Dependability

- 7 Secondary compaction with pushout plate
- 8 Standard truck chassis; no frame alterations; short wheelbase
- 9 Dual-drive cab compartment
- 10 Step-in-and-out curb side cab compartment
- 11 Folding door
- 12 Automatic spill shield (not shown)
- 13 Single rear axle chassis
- 14 All hydraulic operation

Leach brings your wants into reality with new One Man Side Loader

All the features the sanitation industry has said it wants in a side loader are incorporated into the new Leach Side Loader. It is dramatically different in concept, different in design, different in productive performance.


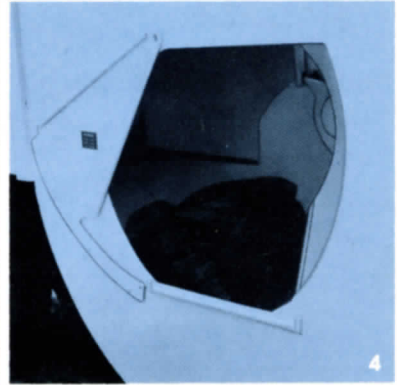


1 Cab compartment design, a Leach exclusive. In transit, operator drives in a conventional seat on left side. While moving along collection routes, he stands on curb side of the cab and has a complete set of operating controls and steering wheel. A folding door provides easy exit and re-entry.

2 Tailgate opens fully for complete unloading. Operator controls tailgate unlatching and latching with a single lever from the cab.

3 Versatile, adaptable, all-purpose size 20-cubic yard capacity body is reinforced with welded box sections and solid steel bars at the front, rear and sides. Sturdy, ruggedly built for job abuse.

4 One cubic yard hopper is virtually jam-free and accepts all types of refuse. A single lever control starts the hopper unloading and packing action.

5 Exclusive Leach design permits use of standard truck chassis. No need to cut or alter the chassis in any way.




When it comes to refuse removal, Nobody Does It Better than Leach

With introduction of the Leach One Man Side Loader, Leach offers equipment for every refuse collection requirement... equipment that's built better to perform better.

Rear loaders, front loaders and now a dramatically unique side loader, all in the Leach tradition of rugged, dependable products to meet the sanitation industry's needs.

Leach assures top performance because its experienced research, craftsmanship and superior quality control have established a track record unequalled in the industry. More than 80% of the vital components of the Leach Side Loader conceived, designed and built right in the Leach plant.

Again, you get what you expect from Leach — dependability and job performance second to none.



Modern, trim styling of Leach One Man Side Loader is right at home on residential collection routes, reflecting the attractive, streamlined appearance of all Leach refuse packers.

Mount up to quality with...
Leach
Rear Loaders
Leach
Front Loaders
Leach
Side Loaders
 ...one for every need!



Leach 2-R Packmaster®
 Sizes — 20, 25 and 31 cu. yds.



Leach 2-F Front Loader
 Sizes — 25 and 31 cu. yds.



Leach SaniCruiser®
 Sizes — 16, 17, 20 and 25 cu. yds.




Leach Packmaster® S-II
 Sizes — 13, 16, 17, 20 and 25 cu. yds.

C. N. WOOD CO., INC.
 570 ARSENAL STREET
 WATERTOWN, MASS. 02172
 978-9200 978-3200

Nobody does it better

LEACH 
 Pacesetter in Sanitation

 Elgin Leach Corporation

222 West Adams St.
 Chicago, Illinois 60606

International Distribution:
 Elgin Leach International, Inc.
 222 West Adams Street • Chicago, Illinois 60606