



MUNICIPAL
vehicles

from Shelvoke and Drewry Limited



the Range

**it's one of those times when Biggest
is Best**

Refuse Collectors, Container Loaders and Municipal Tankers



COURSE N° 16
PAVE



Today's Municipal Range from Shelvoke and Drewry, purpose built for Municipal Operation- No compromises, no adaptations.

Everyone knows that time lost through breakdowns and equipment failures is bad news. It's something that will hit you when you least expect it. Things get behind, people complain, you can't get the spares - it upsets your crews and it's a fair bet it won't do you much good either.

If you're getting these kind of problems too often, chances are there's a reason behind it - like the wrong tool for the job, and with today's operating conditions that's just not good enough.

High frequency of breakdowns and turnover of labour, complaints, accidents, short vehicle working life - they're all signs of false economy and they're all things you can do without.

A purpose built Municipal Vehicle is the answer.

That way you'll get a chassis designed to take the tortures of the tip, tough yet flexible. Axles, springs and suspension with plenty in reserve just in case.

A choice of power units matched to heavy duty drive trains that will stand the pace of continuous stop, start work.

You'll get a choice of easy entry, crew cabs that didn't start life as a commercial haulage cab, consequently they're compact yet roomy inside. And a wheelbase/body combination tailored not to waste an inch of overall length.

Careful component selection and testing will ensure you've got a vehicle that will stay on the job year in, year out, beyond the economic lifespan of ordinary commercial based trucks.

And a large model range of Refuse Collectors, Bulk Loaders and Municipal Tankers will ensure you've got a vehicle matched exactly to the job.

You'll get a choice of compaction systems for refuse collectors, container handling equipment to cover just about every system and vehicle size from narrow access models only 2 metres wide, right up to 3 axle, 22 tonners that will work all day without going to the tip. Municipal Tankers and Special Application types built to the same high standards as the Refuse Collectors to give you the same advantages, such as long vehicle life and allowing fleet standardisation with all the advantages that brings.

You'll also get an After Sales Service Organisation with a nationwide network of modern Spares and Service Centres to ensure you never get the run around with spares and with facilities to handle everything from Contract Maintenance to comprehensive accident damage repairs or rebuilding of old vehicles.

They'll also help you retrain your service crews to keep them abreast of the latest developments.

In addition, you'll find a small red and white badge on the front of the cab.

That's just there to remind you about the fifty years experience behind it and to let everyone else know you're running the UK's leading Municipal Range because cheap compromises and adaptations don't mix with the business of running Municipal Vehicles.

Without that badge you could be in trouble.



Original SD Refuse Collector, first produced in 1922




Current NT and NY Series, market leaders in the UK




Exeter Spares and Service Centre, part of a Nationwide Network

1




ONLY
2 Metres
(6'7")
Wide!

8




ONLY
2 Metres
(6'7")
Wide!

2




ONLY
2 Metres
(6'7")
Wide!

9




3




ONLY
2 Metres
(6'7")
Wide!

10



4



ONLY
2 Metres
(6'7")
Wide!

11



5




ONLY
2 Metres
(6'7")
Wide!

12




6




ONLY
2 Metres
(6'7")
Wide!

13






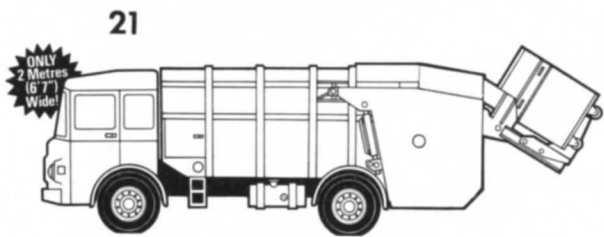
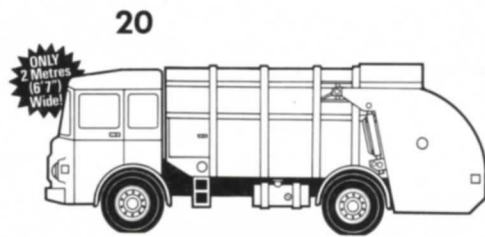


7



ONLY
2 Metres
(6'7")
Wide!


14





Due to company policy for continuous product improvement, Shelvoke & Drewry Limited reserve the right to change specifications of the models shown without notice. The vehicle types shown in this publication are intended only as a guide and do not necessarily show a vehicle of standard specification.

27




33

ONLY
2 Metres
(6'7")
Wide!



28




34

ONLY
2 Metres
(6'7")
Wide!



29



35



36



30



37



31



In addition to the Refuse Collectors, Container Loaders and Municipal Tankers shown, a number of alternative bodies and equipment may be fitted to SD Municipal chassis. These may be supplied either by Shelvocke & Drewry Ltd or from approved equipment manufacturers. Limitations of space in this publication prevent the listing of every possible alternative and it is suggested that where further information and detailed vehicle specifications are required, consultation be made direct to Shelvocke & Drewry Limited. In addition specification variations may be made to suit local operating requirements and regulations such as left-hand drive, tropical cab conversions, etc.

32



Technical Data

REVOPAK Refuse Collectors	Cab Type (see below)	Equipment (see below)	Wheelbase	Length	Width	Height	Turning circle (swept)	Payload (capacity)	Gross Vehicle Weight
NN Series SWB	1	—	8' 0" 2438 mm	19' 7" 5969 mm	6' 7" 2007 mm	9' 8" 2946 mm	39' 10" 12141 mm	4 tons 4072 kg	11.5 tons 11135 kg
NN Series	1	AB	9' 10" 2997 mm	21' 5" 6528 mm	6' 7" 2007 mm	9' 8" 2946 mm	42' 0" 12802 mm	5 tons 5102 kg	11.5 tons 11135 kg
NN Series	2	AB	11' 0" 3353 mm	22' 8" 6909 mm	6' 7" 2007 mm	9' 8" 2946 mm	43' 0" 13106 mm	5 tons 5102 kg	11.5 tons 11135 kg
NL Series	2	AB	12' 6" 3878 mm	24' 2" 7434 mm	6' 7" 2007 mm	9' 8" 2946 mm	44' 3" 13487 mm	5.5 tons 5612 kg	12.5 tons 12755 kg
NX Series	1	AB	11' 6" 3505 mm	23' 8" 7214 mm	7' 10" 2388 mm	11' 0" 3353 mm	55' 6" 16916 mm	5.75 tons 5854 kg	14.0 tons 14229 kg
NX Series	3	AB	12' 9" 3886 mm	24' 11" 7595 mm	7' 10" 2388 mm	11' 0" 3353 mm	57' 0" 12374 mm	5.75 tons 5854 kg	14.0 tons 14229 kg
NY Series	1	AB	12' 9" 3886 mm	24' 11" 7595 mm	8' 0" 2438 mm	11' 0" 3353 mm	54' 0" 16459 mm	7.25 tons 7381 kg	16.0 tons 16261 kg
NY Series	3	AB	14' 0" 4267 mm	26' 2" 7976 mm	8' 0" 2438 mm	11' 0" 3353 mm	55' 0" 16764 mm	7.25 tons 7381 kg	16.0 tons 16261 kg
NT Series	3	ABC	14' 6" 4420 mm	28' 11" 8814 mm	8' 0" 2438 mm	11' 1" 3378 mm	57' 0" 17379 mm	10.5 tons 10114 kg	22.0 tons 22449 kg
INTAPAK Refuse Collectors									
NL Series	2	AB	12' 6" 3878 mm	24' 11" 7579 mm	6' 7" 2001 mm	9' 8" 2946 mm	44' 3" 13487 mm	5.5 tons 5612 kg	12.5 tons 12755 kg
NY Series	1	AB	12' 9" 3886 mm	25' 9" 7836 mm	8' 0" 2438 mm	11' 0" 3353 mm	54' 0" 16450 mm	6.0 tons 6123 kg	16.0 tons 16261 kg
NY Series	3	AB	14' 0" 4267 mm	27' 0" 8218 mm	8' 0" 2438 mm	11' 0" 3353 mm	55' 0" 16764 mm	6.0 tons 6123 kg	16.0 tons 16261 kg
Municipal Tankers									
NN Series Gully	1	—	9' 10" 2997 mm	20' 0" 6046 mm	6' 7" 2007 mm	11' 8" 3556 mm	42' 0" 12902 mm	1100 gals 5000 lt	11.5 tons 11135 kg
NN Series Cesspool	1	—	9' 10" 2997 mm	20' 6" 6248 mm	6' 7" 2007 mm	9' 2" 2794 mm	42' 0" 12902 mm	1100 gals 5000 lt	11.5 tons 11135 kg
NX Series Cesspool	1	—	11' 6" 3505 mm	22' 1" 6731 mm	7' 6" 2286 mm	9' 6" 2896 mm	55' 6" 16916 mm	1500 gals 6818 lt	14.0 tons 14229 kg
NX Series Molex	1	—	11' 6" 3505 mm	21' 6" 6553 mm	7' 6" 2286 mm	9' 1" 2768 mm	55' 6" 16916 mm	1500 gals 6818 lt	14.0 tons 14229 kg
NY Series Molex	1	—	12' 9" 3886 mm	23' 3" 7086 mm	8' 0" 2438 mm	9' 2" 2794 mm	54' 0" 16459 mm	2000 gals 9041 lt	16.0 tons 16261 kg
Export/Special Application									
NX Series Fore and Aft Tipper	3	—	11' 6" 3505 mm	23' 5" 7136 mm	7' 6" 2286 mm	11' 0" 3353 mm	55' 6" 16916 mm	4 tons 4072 kg	14.0 tons 14229 kg
NX Series Latrine Tanker	3	—	11' 6" 3505 mm	22' 10" 6960 mm	7' 6" 2286 mm	9' 6" 2896 mm	55' 6" 16916 mm	—	14.0 tons 14229 kg

Cab type 1 Accommodation for driver and 2 crew members
 2 Accommodation for driver and 4/5 crew members
 3 Accommodation for driver and 5/6 crew members

Equipment A Rack and pinion circular container loading equipment
 B Vertipak pattern rectangular container loading equipment
 C Industrial/civic amenities skip loading equipment

the Range...

from Shelvoke and Drewry Limited

- 1 NN Series Revopak Refuse Collector
- 2 NN Series Revopak Refuse Collector
- 3 NN Series Revopak Refuse Collector
- 4 NN Series Revopak Circular Container Loader
- 5 NN Series Revopak Rectangular Container Loader
- 6 NL Series Revopak Refuse Collector
- 7 NL Series Revopak Circular Container Loader
- 8 NL Series Revopak Rectangular Container Loader
- 9 NX Series Revopak Refuse Collector
- 10 NX Series Revopak Refuse Collector
- 11 NX Series Revopak Circular Container Loader
- 12 NX Series Revopak Rectangular Container Loader
- 13 NY Series Revopak Refuse Collector
- 14 NY Series Revopak Refuse Collector
- 15 NY Series Revopak Circular Container Loader
- 16 NY Series Revopak Rectangular Container Loader
- 17 NT Series Revopak Refuse Collector
- 18 NT Series Revopak Circular Container Loader
- 19 NT Series Revopak Rectangular Container Loader
- 20 NL Series Intapak Intermittent Loader
- 21 NL Series Intapak Circular Container Loader
- 22 NL Series Intapak Rectangular Container Loader
- 23 NY Series Intapak Intermittent Loader
- 24 NY Series Intapak Intermittent Loader
- 25 NY Series Intapak Circular Container Loader
- 26 NY Series Intapak Rectangular Container Loader
- 27 NX Series Fore and Aft Tipper
- 28 NX Series Latrine Tanker
- 29 NX Series Johnson Road Sweeper
- 30 NY Series Simon Service Platform
- 31 NN Series Skip Loader
- 32 NT Series Revopak Skip Loader
- 33 NN Series Gully Emptier
- 34 NN Series Cesspool Emptier
- 35 NX Series Cesspool Emptier
- 36 NX Series Molex Sludge Tanker
- 37 NY Series Molex Sludge Tanker

the Range...

Refuse Collectors Container Loaders Municipal Tankers

Over thirty basic models to choose from, Refuse Collectors, Bulk Loaders and Municipal Tankers with over fifty years experience built into them.

And a list of options as long as your arm to make sure you get the right vehicle for the job.

Continuous Loaders, Intermittent Loaders, Bulk Container Loading equipment for just about every system going.

A choice of crew cabs and wheelbases so you don't waste an inch of space.

And Municipal Tankers and Special Application types all built to the same high standards as the Refuse Collectors, so you can run a standardised fleet with all the advantages that brings.

They're all purpose built for Municipal Operation – no compromises, no adaptations.



Top: NX and NY Series Revopak are available with a wide range of optional equipment

Far right: Largest refuse collector available from Shelvoke & Drewry, the 6 x 4 NT Series Revopak

Right: NX Series Municipal Tanker for cesspool emptying duties



Shelvoke and Drewry Limited

A Butterfield-Harvey Company

Icknield Way, Letchworth, Herts SG6 1 EN, England Tel: Letchworth 6555 Telex: 825556

we've got the answer

Printed in England by Graphic/Welwyn Garden City/Hertfordshire