

RS 69



NEW...MONEY SAVING

TAMPO REAR LOADER

The Tampo Rear Loader carries bigger loads with more efficiency — and with push-button convenience.





SEAL-PRESS
SAN ANTONIO, TEXAS

• EASIER • FASTER • SAFER



Push-button control makes operation easier in Tambo's new Rear Loader



FOOL PROOF FINGER TIP CONTROL MEANS FEWER FAILURES... MORE EFFICIENCY

The sweep control is located on the curb side of the tailgate where the operator can see, but is safe from the action of the sweep as it clears the hopper. The tailgate and ejector blade buttons are on the driver's side near the forward end of the body to keep the operator well clear of the dumping operation, yet in full control.

Operators, engineers, maintenance men, management all will praise the performance of this Rear Loader from Tambo. The automatic sequence of Hopper Sweep and Packing requires no operator skill beyond pushing two buttons.

An anti-skid step and hand rail are provided for the work crew in the rear to protect the crew from "side-swiping." The Tambo method of incremental packing applies maximum system packing pressure to each hopper load as it is introduced into the unit — the result is a "kneading" action which compacts refuse to much greater densities than are obtained by conventional methods.



The Tambo Rear Loader uses only **three** hydraulic cylinders, including the ejector blade telescopic unit. During high pressure packing, these cylinders are never extended more than $\frac{1}{3}$ of their total stroke — insuring longer cylinder life. All cylinders, lines, and other hydraulic and electric components are placed outside the refuse collection volume, minimizing damage possibility from refuse and fire.

Requiring the shortest wheelbase in the industry for units of equal volume, the Tambo Rear Loader's empty weight has been reduced to the lowest level compatible with sufficient strength for long, trouble-free life. All units are equipped with a $1\frac{1}{2}$ yard hopper and the loading height is five inches below the truck frame.

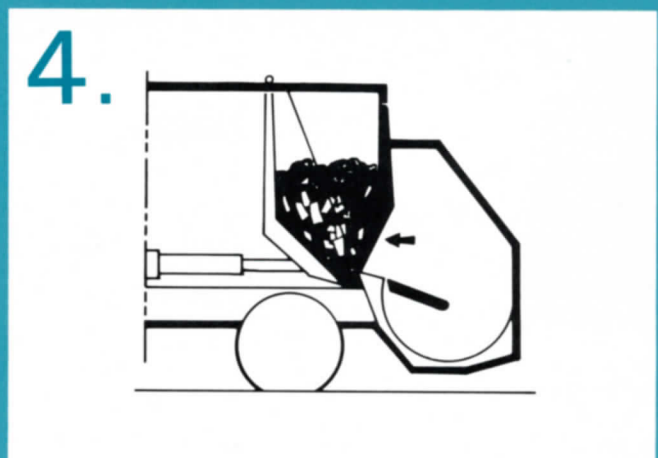

The Tambo Rear Loader has been designed from the standpoint of greatest overall benefit to the user. Each component has been built and located to be accessible and easy to service, repair or replace.

With hopper full of refuse and ready for compaction, operator moves to curbside of tailgate and presses the run button, then holds in the **sweep** button. This starts the fully automatic sequence which follows.

Sweep begins forward movement and **Packer** begins retraction. After approximately two seconds, operator may release **sweep** button.



Push-button controls . . . explained in minutes, operated in seconds

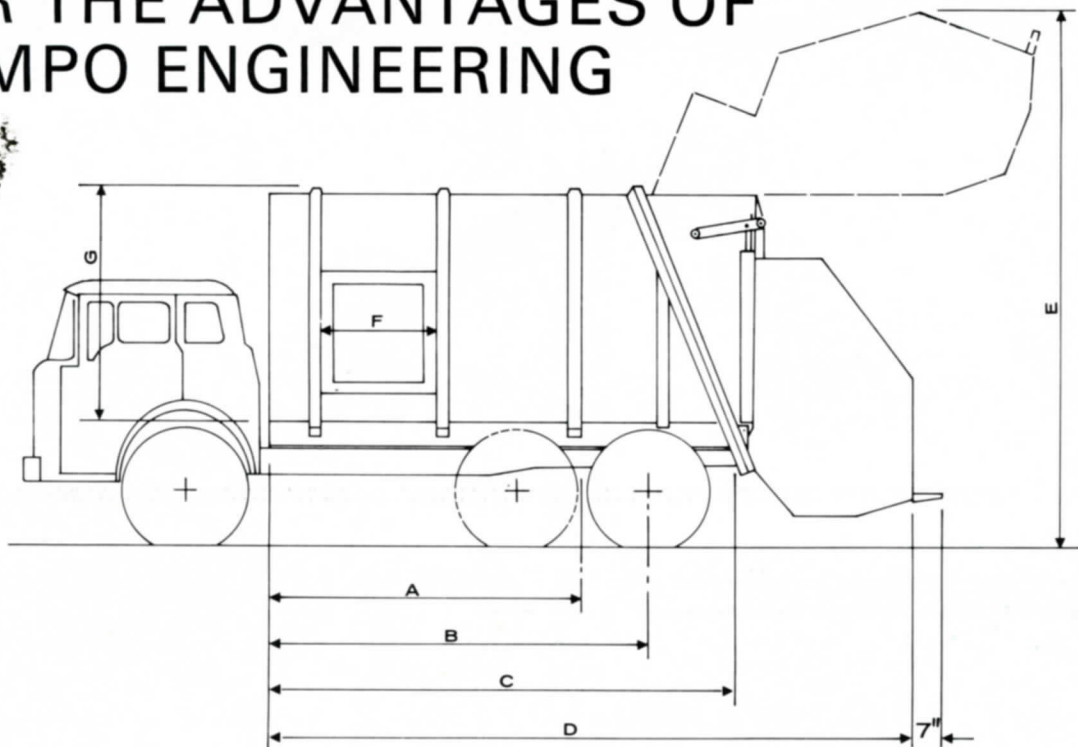


The packer is fully retracted in approximately four seconds and the sweep moves the load into packing position. At this time, the dumping of refuse into the hopper may be safely resumed.

With the sweep now fully forward, the packing movement is started. It will proceed to the full forward position shown in illustration "1" then stop. The entire cycle is completed in 12 seconds. The cycle is repeated by pushing the **sweep** button only. This is often done if several hopper loads are obtained at one location. If, however, the unit is to be moved, the system should be deactivated with the **stop** button as a safety measure.

Sweep and Packer may be instantly **stopped** or **reversed** at any point during the sweep and pack cycle.

CHECK THESE SPECIFICATIONS FOR THE ADVANTAGES OF TAMPO ENGINEERING



SPECIFICATIONS

MODEL	CAPACITY	A*	B*	C	D	E	F	G	WIDTH	APPROX. WEIGHT
FP-18	18 cu. yds.		102	136	199	172	36	92	95	8,300 lbs.
FP-20	20 cu. yds.		108	150	213	172	36	92	95	8,600 lbs.
FP-25	25 cu. yds.	120	145	184	247	172	36	92	95	9,300 lbs.

ALL DIMENSIONS ARE IN INCHES

*CAB-OVER-ENGINE CHASSIS (CHECK TRUCK SELECTION CHART)

FEATURES

EASY LOADING — Safe and rapid loading. Curb-side door for large objects standard. Street-side door optional.

SAFE UNLOADING — Positive load ejection for better control; stops anywhere.

SIGNAL BUZZER — For loaders to signal driver.

DENSE PACKING — Refuse is compacted between ram and ejector; better loads.

PROTECTED PARTS — All cylinders and other hydraulic and electric components located outside body.

COST ECONOMY — Low initial and maintenance costs.

OPTIONAL EXTRAS — Container handling systems, safety type rear doors, and other features available; write for quotation.

Tampo reserves the right under its product improvement program to change any design features or specifications and to furnish equipment so changed without reference to any previously published information.

TAMPO

SEAL-PRESS
SAN ANTONIO, TEXAS

TAMPO MANUFACTURING COMPANY

1146 W. LAUREL STREET, P. O. BOX 7248
SAN ANTONIO, TEXAS 78207