


Truxmore Solid Waste Systems




Truxmore Pakker

The Truxmore Pakker is a completely hydraulic unit for manual loading. The upward thrusting curvature of the side loading cylindrical body and dome shaped tailgate insures uniformly dense loads. There are no dead corners. As the packer plate moves, the load is forced to slide upward and compact against the top of the body.

Being cylindrical, the body has great strength and rigidity with far less deadweight body bracing than is required on rectangular units to achieve the same resistance to internal pressures. Maximum strength with minimum weight is the key to Truxmore's low maintenance and low cost-per-ton-mile hauled. Compare weights of other refuse body compaction systems. The massive machinery in the tailgate of the rear loaders will considerably outweigh the combined weight of Truxmore's simple hydraulic packing cylinder, plate and streamlined tailgate. These weight advantages can amount to as much as a ton and a half on some units.

1



Wide loading doors on either side permit easy loading of boxes, crates, and tree limbs along with the normal refuse. The round body is cradled low on the truck chassis so the sills of the loading doors are only 15 inches above the frame. For maximum safety at the landfill, all of the controls for load ejection are located at the front of the body. The operator never has to risk going behind the Truxmore unit as he would have to do with trucks having doors that swing open to eject the load.



Only Truxmore has all of these important weight-saving design and performance features engineered into it.

SPECIFICATIONS

TRUXMORE PAKKER

	18 YARD	23 YARD	27 YARD	32 YARD
Overall Body Length	15'	18'6"	21'5"	24'6"
Inside Diameter	7'	7'	7'	7'
Overall Width	7'9"	7'9"	7'9"	7'9"
Overall Height	7'7"	7'7"	7'7"	7'7"
Loading Door Width	38"	38"	38"	38"
Loading Height above Truck Frame	15"	15"	15"	15"
Body Weight (Approx.)	6800 lbs.	7500 lbs.	8725 lbs.	9000 lbs.
Oil Tank Capacity	35 gals.	35 gals.	35 gals.	45 gals.
Double-Acting Cylinder, No. of Stages and Dia.	(3) 8", 7", 6"	(4) 8", 7", 6", 5"	(4) 8", 7", 6", 5"	(5) 8", 7", 6", 5", 4"
Rear Door Cylinders, No. and Size	(2) 2"	(2) 2"	(2) 2"	(2) 2"
Hydraulic Pump	Heavy Duty Vane Type	Heavy Duty Vane Type	Heavy Duty Vane Type	Heavy Duty Vane Type
Minimum CA	102"	120"	120"	173"

TRUXMORE CONTAINER LOADER

	18 YARD	23 YARD	27 YARD	32 YARD
Overall Body Length	15'	18'6"	21'5"	24'6"
Inside Diameter	7'	7'	7'	7'
Overall Width	7'9"	7'9"	7'9"	7'9"
Overall Height	7'7"	7'7"	7'7"	7'7"
Hand Loading Door Width	38"	38"	38"	38"
Standard Hopper Width	56"	56"	56"	56"
Wide-Opening Hopper Width	78"	78"	78"	78"
Body Weight (Approx.)	8100 lbs.	8900 lbs.	10,075 lbs.	11,700 lbs.
Oil Tank Capacity	35 gals.	35 gals.	35 gals.	45 gals.
Container Lifting Capacity	2500 lbs.	2500 lbs.	2500 lbs.	2500 lbs.
Min. CA (With Standard Hopper)	120"	120"	120"	173"
Min. CA (With Wide Hopper)	Not avail.	143"	175"	175" CT

Pakker Plate Controls (On all sizes)

Deadman Type—at front of body on both sides, with solenoid for proper R.P.M. of engine and pakker plate speed.

Truxmore Container Loader

2

All of the weight-saving and performance advantages built into the Truxmore Pakker body and packing system are also present in the Container Loader. There is also an additional weight-saving factor in the Truxmore Container Loader that is significant as compared to the front loading container units. Examine the simplified hydraulic container lift on the Truxmore. Compare this to the massive arms and machinery needed to service a container stop with a front loader. Need we say more? Whether the body is packed full or is completely empty, every excess pound of iron you haul is increasing your cost-per-ton-mile.

The Truxmore container system is convenient and time saving. The hydraulic lift, with optional loading capacities up to 4000 lbs., locks onto the container, dumps it, and returns it to the ground in a matter of seconds. This versatile machine can be used effectively for hand loading as well, with no changes or adjustments in the equipment. Commercial container stops and residential pick-ups may be mixed on the same routes.



Your Truxmore representative is a trained specialist in solid waste control equipment and management services. You can rely on him. He has a first rate service organization behind him. His success depends upon your satisfaction.



Truxmore Industries, Inc.

9400 MIDLOTHIAN TURNPIKE • RICHMOND, VA. 23235 • PHONE (804) 272-1418

Truxmore offers a choice of two proven dependable packers

May we show you how you can:
haul more cubic yards per hour of labor
more cubic yards per gallon of gas
more cubic yards per set of tires
and more cubic yards per dollar of maintenance



Truxmore Refuse Containers




Truxmore containers are of heavy welded steel construction. The round bottom improves the rigidity of the container and eliminates trash build-up in the corners. The refuse slides out cleanly and easily when it is dumped. Tight fitting hinged covers insure a clean, sanitary, fire-proof disposal area at all times. Containers are mounted on heavy-duty, ball bearing casters. Truxmore Container Loaders are equipped with a pressure tank for spraying containers with disinfectant after servicing.

SPECIFICATIONS

CAPACITY	LENGTH	WIDTH	HEIGHT FROM GROUND	INSIDE HEIGHT	CASTERS	WEIGHT
1 yd.	45½"	24"	51½"	48¼"	5"	288 lbs.
2 yd.	45½"	43½"	53"	48½"	6"	395 lbs.
2½ yd.	45½"	46"	61½"	57"	6"	485 lbs.
2½ yd.*	67½"	37"	52"	47½"	6"	485 lbs.
3 yd.*	67½"	46"	52"	47½"	6"	525 lbs.
4 yd.*	67½"	46"	65½"	61"	6"	656 lbs.

* Can be used with wide door opening only.

Note: Side or front doors optional on all containers.



Truxmore Industries, Inc.

9400 MIDLOTHIAN TURNPIKE • RICHMOND, VA. 23235 • PHONE (804) 272-1418