

TM

*Single Axle*  
**ROLL OFF  
HOIST  
SYSTEM  
FOR...**



**COMPAC**  
**TAINER**

TM

# ROLL OFF HOIST

## 20,000 CAPACITIES




### POWER UNITS

#### Electric

For on the spot packing. 10 H.P. Three Phase, 220 Volts. Key switch for security.

#### Gasoline

For those operations where no electricity is available. 10 H.P. engine with electric starter. In weatherproof housing.



Remote Hand-Control for safety, and Jack-Legs for heavy loads available as optional equipment.

*Powered with...*

## CYLINDER LIFT


**\*Smoother . . . Faster . . . Two Times More Efficient than a Drum Winch . . .** lifting cable travels, protected in sheave housing . . . eliminates rubbing and chafing . . . adds measurably to cable life.

The **Wayne Single Axle Hoist** is designed to fill the need for medium sized equipment in the roll-off market.

Expressly for . . . 10 and 13 yard Compactainers or open tops to 20 yards. Also useful with utility type bodies . . . for in-between pick-ups.

# COMPACTAINERS

## 10 YARD OR 13 YARD



10 YARD COMPACTAINER

### TOP DOORS SIDE DOORS

All Compactainers have side doors, optional top doors . . . equally suitable for dock loading, or from ground level.

Manual Cycle system is standard . . . for simplest operation.


Automatic cycling system is optional for use where more experience personnel are operating the equipment, and quicker loading is desired.

### ON SITE COMPACTION

Supermarkets . . . drive-ins . . . restaurants . . . shopping malls and many more areas are ideal situations for Compactainers.

Refuse is loaded and packed on the site by store personnel.

Compactainer is whisked away by the Wayne hoist system and unloaded at landfill . . . power is supplied by P.T.O. when traveling.



13 YARD COMPACTAINER

**WAYNE ENGINEERING CORP. CEDAR FALLS, IOWA**

# OPTIONAL


## REMOTE HAND CONTROL



Hand held remote control with 20 feet of cable . . . allows operator complete freedom of movement outside and around equipment when hoisting . . . or spotting Compactainers.

Supplements standard dash controls . . . increases the safety margin.

## REAR JACK LEGS



Tailor your Wayne hoist to suit your needs. . .

Double cylinder jack-legs with 8 inch wheels add support and increase efficiency.

Must be added to hoist package when loads are expected to reach or exceed 10,000 lbs.

## ALL HYDRAULIC

*Automatic Cycling*

Speeds up the loading . . . packing process.

Compactainer blade goes full-stroke to the rear, packs and returns with a simple flip of a lever . . . compacts while operator is after more refuse.

# CONTAINERS OPEN TOP

## TO 20 YARDS



Completely interchangeable with Wayne Compactainers.

Same hoist handles both types . . . quick and easy.

Wayne Hoist has 45° dump angle for adequate dumping with open-tops.

All Compactainers or open-tops can be adapted to most other hoist systems.

**YOUR LOCAL  
DISTRIBUTOR IS:**