


THE SATELLITE *Pup*





The Satellite PUP fits in any $\frac{3}{4}$ -ton pickup truck without removing the bed. Neat, compact, strong and reliable.



Satellite PUP body hinges at front so rear can raise hydraulically to meet lip of rear loader hopper. Engine accelerator switch located in cab and at rear of PUP body. Note the non-spill chute below the tailgate to guide the material into the mother truck.



Low, convenient loading height. Dutch-type side doors for maximum hopper storage. Top doors on both sides.

The Satellite PUP is powered from the truck's 4-speed transmission through a PTO and pump. An electric clutch-pump driven through vee-belts is available on trucks equipped with an automatic transmission.

A Satellite System that really works — the Satellite PUP (Pickup Packer).

Wayne Engineering — the creators of the Pickup Packer now present a truly effective Satellite System. We took the proven and dependable PUP body, added a vertically raising rear door to meter the refuse, a couple of cylinders to elevate the body, and put the whole unit on a conventional $\frac{3}{4}$ ton pickup truck.

THE SATELLITE *Pup*



Hydraulic power vertically raises the tailgate to any opening. The operator can expose as much refuse as needed to fill the hopper. The platen blade packs or ejects the refuse with a force of over 5 tons.

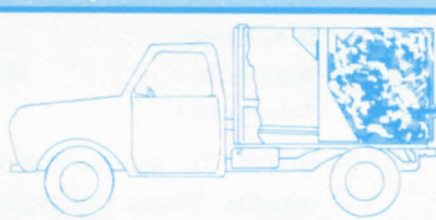



Convenient valve lever location allows the operator to have full control of all operations on the PUP body and also cycle the blades on the rear loader.

LOAD

COMPACT

METERED TRANSFER



CONSIDER THESE FEATURES !!

DEPENDABILITY: The PUP body is tough and rugged and packs a bundle — in fair weather and foul — on dry, wet or snow-clogged streets.

SERVICE: The PUP body is serviced by any of over 100 Wayne distributors. The truck is serviced by any of thousands of truck dealers and still has value at trade-in time when you transfer the PUP to a new pickup.

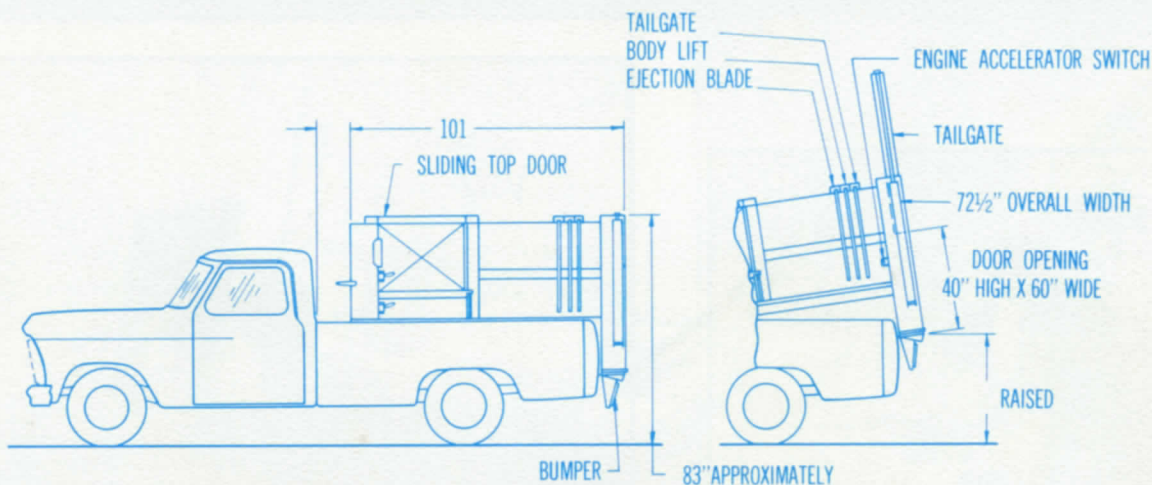
SAFETY: Protect your driver in the tough cab of a full size truck — not in a seat of a scooter.

WORKABILITY: The ability of the Satellite PUP to METER a controlled quantity of packed refuse into the rear loader keeps the wind from blowing debris and still prevents hopper clogging.

From
WAYNE
engineering
corp.



THE SATELLITE Pup



SATELLITE PUP

SPECIFICATIONS

Length	101"
Overall Width	72½"
Height	83"
Capacity	4.7 cu. yds.
Blade Force	5 tons
Packing Cycle	15 seconds when powered by truck 15 seconds when powered by 10 H.P. auxiliary motor 45 seconds when powered by 3 H.P. auxiliary motor
Empty Weight	2,200 lbs.

PICKUP TRUCK REQUIREMENTS

GVW	8,000 lbs.
Body Length	8 ft.
Body Type	Straight side with inside wheel wells
Transmission	4-speed manual or automatic

NOTE: The Satellite PUP will often pack over 2,000 lbs. of material. Discuss your requirements with your truck dealer to be certain your truck meets your route applications.



WAYNE
engineering
corp.

P. O. BOX 648
CEDAR FALLS, IOWA 50613
PHONE A/C 319 266-1721